

Product Description

Yoda recessed spot light series are popular for its different installation ways: fixed or adjustable, for direct lighting or wall washing. With the feature of dark light reflector, Yoda provides a high level of comfortable visual and optimum light output ratio. Different optical Lens with beam angle 15°/24°/36° is available for various occasions, and special asymmetric wall washer lens are also available for wall washer and vertical surface illumination. Mounted accessories can be ordered separately for different application requirements or easy replacement.

Product Specification

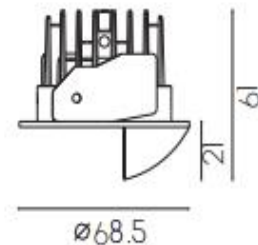
Luminaire Wattage	10W
Luminaire Color	<input type="checkbox"/> White <input checked="" type="checkbox"/> Black
Light Source	LUMINUS CXM-9 1*10W DC250i
Color Temperature	2700K/3000K/4000K
Color Rendering Index	Ra>90
Beam Angle	5°/20°
Luminous Flux	700lm at 3000K
cut-out	Φ62mm
Driver	LS-12-250 SI3
Power Factor (PF)	≥0.50
Input	AC220-240V 50-60Hz
Output	DC 250mA 36V
Class	II
IP Degree	IP20
Inner Box	13X13X8cm
Carton Size	41X28X26cm
QTY/CTN	24PCS/CTN
Net Weight	0.19KG/PCS

Model No.

DSB2010-X

CONTACT US FOR MORE DETAILS

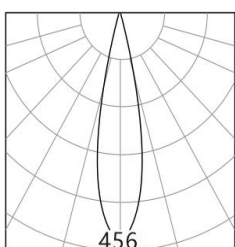
[Weblink](#)



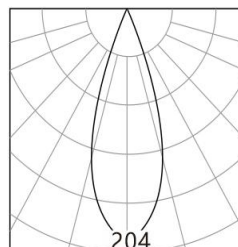
Light Distribution

3000K 5°

3000K 20°



h(m)	E(lx)	D(m)
		5°
1	1824	0.42
2	456	0.84
3	202	1.26
4	114	1.68



h(m)	E(lx)	D(m)
		20°
1	814	0.51
2	203	1.01
3	90	1.52
4	50	2.03

Related references

LED POWER SUPPLIES



Constant current power supply

Triac

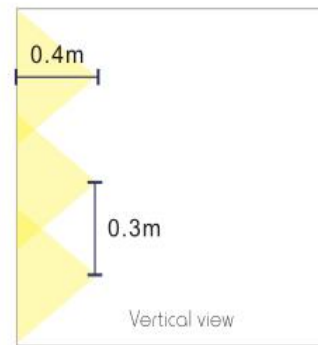
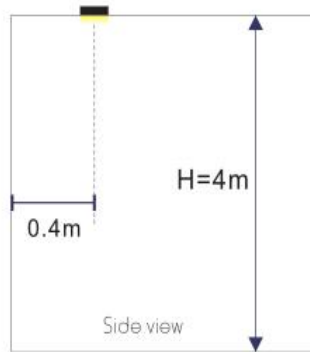

0-10V

Dali

Brand: Eaglerise

Related project picture of product family:

Narrow Angle Wall Washing (height) 5° Bisymmetric Lens



Wide Angle Wall Washing (wide) 20° Bisymmetric Lens

