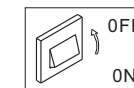
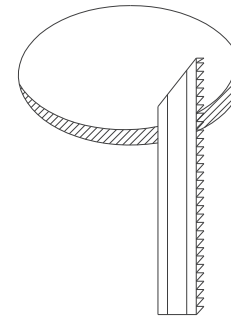


Important Safety Instruction:

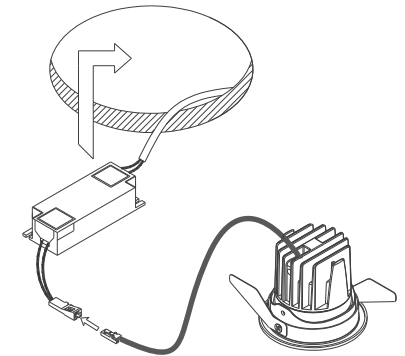
Please read the following safety instructions carefully and keep this manual for future reference.

- [1] Intended for indoor use only.
- [2] Do not use the product near water or in damp place, and never spray any liquid onto the product.
- [3] When using the product, please pay attention to the rated voltage and current as marked on the product label (Overload could cause electrical fire, physical injury and product damage).
- [4] Please select and use correct cable with higher rated voltage and current than the parameter marked on the product label.
- [5] Please read this manual carefully before installing and using the product, and installation shall be done by professionals or technical (Failure to follow these instructions may lead to fire, serious physical injury or product damage).
- [6] Please turn off the power before any operation.
- [7] Improper repair procedures or modification may lead to electrical shock or other bad results.
- [8] If replacing parts, please use the replacement parts specified by manufacturer only.

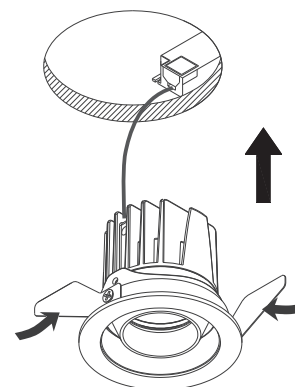
1 Cut-out hole to the required size



2 Connect driver



3 Insert the spot light on the ceiling



4 Turn on light

