

## Product Description

SIRIUS downlight series focus on the minimal appearance, giving stage to the light instead of the fixture. The fixture surface is treated by powder coating, making for a durable color, meeting the stylistic demands of different environments. It offers high anti-glare technology, high lighting efficiency and choice of dimensions and optical angles to fully satisfy all the different lighting effects.

## Product Specification

Luminaire Wattage	10W
Luminaire Color	<input type="checkbox"/> White <input checked="" type="checkbox"/> Black
Light Source	Luminus CXM-6
Color Temperature	2700K/3000K/4000K/5000K
Color Rendering Index	Ra>90
Beam Angle	24°/36°
Luminous Flux	710 lm at 3000K
cut-out	Ø50MM
Driver	Eaglerise LS-12-250 SI3
Power Factor ( PF )	≥0.50
Input	AC220-240V 50-60Hz
Output	DC250mA 30-42V
Class	II
IP Degree	IP20
Inner Box	7X7X8.5cm
Carton Size	37X30X36cm
QTY/CTN	80PCS/CTN
Net Weight	0.16KG/PCS

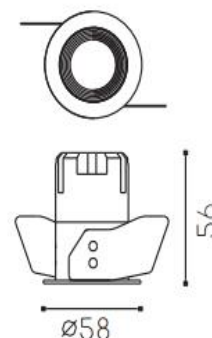
Model No.

NDB0410-C

CONTACT US FOR MORE DETAILS

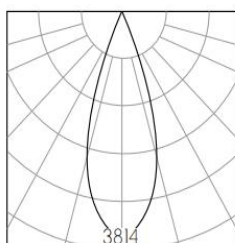
[Weblink](#)

CCC CE RoHS



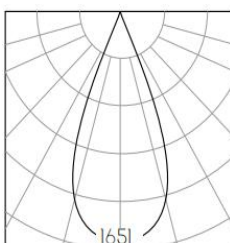
## Light Distribution

3000K 24°



h(m)	E(lx)	D(m)
1	3813	0.38
2	953	0.76
3	423	1.14
4	238	1.52

3000K 36°



h(m)	E(lx)	D(m)
1	1650	0.69
2	412	1.38
3	183	2.07
4	103	2.76

Related references  
Optional Accessories



Honeycomb  
Size: 33×3



Combed Glass  
Size: 33×3



Woven Glass  
Size: 33×3


Related references  
LED POWER SUPPLIES



Constant current power supply



Triac



0-10V



Dali

Related project picture of product family:

