

## Product Description

SIRIUS downlight series focus on the minimal appearance, giving stage to the light instead of the fixture. The fixture surface is treated by powder coating, making for a durable color, meeting the stylistic demands of different environments. It offers high anti-glare technology, high lighting efficiency and choice of dimensions and optical angles to fully satisfy all the different lighting effects.

## Product Specification

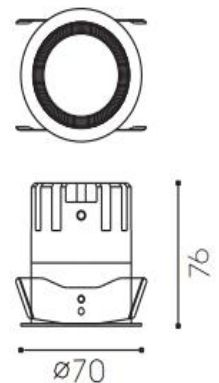
Luminaire Wattage	15W
Luminaire Color	<input type="checkbox"/> White <input checked="" type="checkbox"/> Black
Light Source	Luminus CXM-6
Color Temperature	2700K/3000K/4000K/5000K
Color Rendering Index	Ra>90
Beam Angle	12°/24°/36°
Luminous Flux	838 lm at 3000K
cut-out	Ø62MM
Driver	Eaglerise LS-12-350 SI3
Power Factor ( PF )	≥0.50
Input	AC220-240V 50-60Hz
Output	DC350mA 30-42V
Class	II
IP Degree	IP20
Inner Box	8X8X13.5cm
Carton Size	44X18X29cm
QTY/CTN	20PCS/CTN
Net Weight	0.28KG/PCS

Model No.

**NDB0415-C**


CONTACT US FOR MORE DETAILS

[Weblink](#)

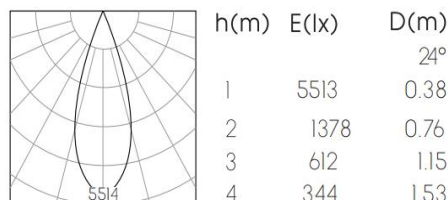


## Light Distribution


3000K 12°



3000K 24°



3000K 36°



### Related references

#### Optional Accessories



Honeycomb

Size: 42×3



Combed Glass

Size: 42×3



Woven Glass

Size: 42×3

### Related references

#### LED POWER SUPPLIES



Constant current power supply

Brand: Eaglerise

Triac

0-10V

Dali

Related project picture of product family:

