

## Product Description

Slot is a structural system comprising extruded profile which integrates perfectly in ceilings. A cove housing is created on the job site by contractors, and the profile can be installed directly without preinstallation. The spotlight, available in three sizes and equipped with the last generation of COB LEDs, can be anchored to the track through magnets and slide along the profile. Thanks to this system, the spot modules can be easily installed and repositioned. The fittings feature an adjustable arm and 355° orientation of the head. Remote continuous current driver integrated with plug and wiring method provides for simple and fast installation. Slot is a small-sized embedded system with maximum visual comfort and total screening which is a perfect solution for commercial environment.

Model No.

CXA0230-C

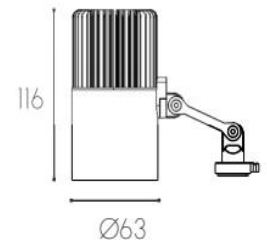
CONTACT US FOR MORE DETAILS

[WebLink](#)



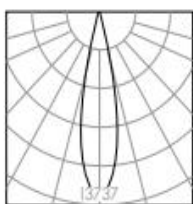
## Product Specification

|                       |  |
|-----------------------|--|
| Luminaire Wattage     | 30W  |
| Luminaire Color       | <input type="checkbox"/> White <input checked="" type="checkbox"/> Black |
| Light Source          | LUMINUS CLM-9AC40 1x30W Di   |
| Color Temperature     | 2700K/3000K/4000K/5000K  |
| Color Rendering Index | Ra≥90  |
| Beam Angle            | 15°/24°/38°  |
| Luminous Flux         | 1800lm at 3000K  |
| Driver                | Remote Driver  |
| Power Factor (PF)     | ≥0.9   |
| Input                 | AC176-264V 50-60Hz   |
| Output                | DC700mA  |
| Class                 | Class I  |
| IP Degree             | IP20   |
| Cut out               | N/A  |
| Inner Box             | 15*10.5*6.5cm  |
| Carton Size           | 33.5*32*28cm   |
| QTY/CTN               | 24PCS/CTN  |
| Net Weight            | 0.32KG/PCS   |



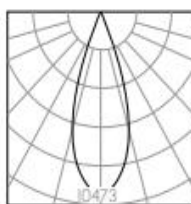
## Light Distribution

3000K 15°



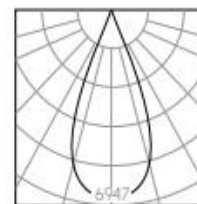
| h(m) | E(lx) | D(m) |
|------|-------|------|
| 1    | 13737 | 0.32 |
| 2    | 3434  | 0.64 |
| 3    | 1526  | 0.96 |
| 4    | 858   | 1.28 |

3000K 24°



| h(m) | E(lx) | D(m) |
|------|-------|------|
| 1    | 10473 | 0.42 |
| 2    | 2618  | 0.84 |
| 3    | 1163  | 1.26 |
| 4    | 654   | 1.68 |

3000K 38°



| h(m) | E(lx) | D(m) |
|------|-------|------|
| 1    | 6947  | 0.57 |
| 2    | 1736  | 1.41 |
| 3    | 771   | 1.72 |
| 4    | 434   | 2.29 |

Related references

## Optional Accessories



Honeycomb  
Size:  $\varnothing 52 \times 3$



Combed Glass  
Size:  $\varnothing 52 \times 3$



Woven Glass  
Size:  $\varnothing 52 \times 3$

Related references

## LED POWER SUPPLIES



Constant current power supply

Triac

0-10V

Dali

Related project picture of product family:

