

Product Description

Slot is a structural system comprising extruded profile which integrates perfectly in ceilings. A cove housing is created on the job site by contractors, and the profile can be installed directly without preinstallation. The spotlight, available in three sizes and equipped with the last generation of COB LEDs, can be anchored to the track through magnets and slide along the profile. Thanks to this system, the spot modules can be easily installed and repositioned. The fittings feature an adjustable arm and 355° orientation of the head. Remote continuous current driver integrated with plug and wiring method provides for simple and fast installation. Slot is a small-sized embedded system with maximum visual comfort and total screening which is a perfect solution for commercial environment.

Model No.

CXB0215-C

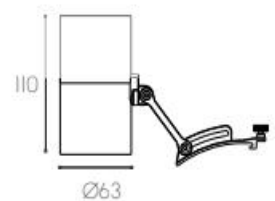
CONTACT US FOR MORE DETAILS

[WebLink](#)



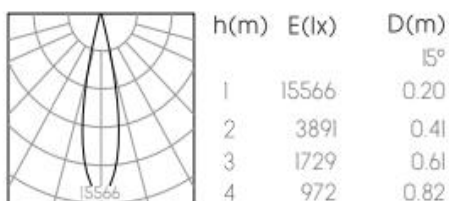
Product Specification

Luminaire Wattage	15W
Luminaire Color	<input type="checkbox"/> White <input checked="" type="checkbox"/> Black
Light Source	LUMINUS CXM-6 AC40 1x15W C
Color Temperature	2700K/3000K/4000K/5000K
Color Rendering Index	Ra≥90
Beam Angle	15°/24°/38°
Luminous Flux	1800lm at 3000K
Driver	Remote Driver
Power Factor (PF)	≥0.9
Input	AC176-264V 50-60Hz
Output	DC350mA
Class	Class I
IP Degree	IP20
Cut out	N/A
Inner Box	15*10.5*6.5cm
Carton Size	33.5*32*28cm
QTY/CTN	24PCS/CTN
Net Weight	0.35KG/PCS

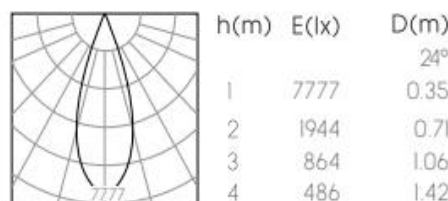


Light Distribution

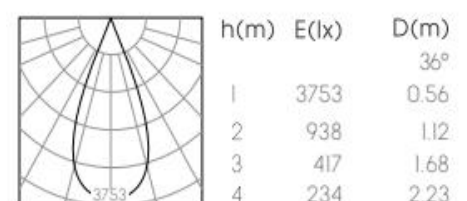
3000K 15°



3000K 24°



3000K 38°



Related references

Optional Accessories



Honeycomb
Size: $\varnothing 52 \times 3$



Combed Glass
Size: $\varnothing 52 \times 3$



Woven Glass
Size: $\varnothing 52 \times 3$

Related references

LED POWER SUPPLIES



Constant current power supply

Triac

0-10V

Dali

Related project picture of product family:

