

Product Description

SUPERLUX IP65 LED downlight is a perfect combination of high efficiency 120lm/w and comfortable lighting. It incorporates a thermally optimised, deep drawn aluminium body with IP65 as standard.

Available in three sizes with outstanding efficiency 120LM/W and a low-glare lighting (UGR<19). IP65 ingress protection, allowing for installation in wet areas such as showers, bathrooms, outdoor areas and more.

Product Specification

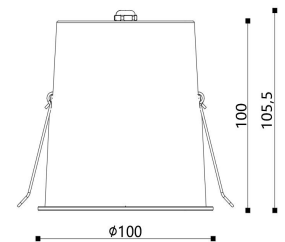
Luminaire Wattage	25W
Luminaire Color	■ White □ Black
Light Source	V13C
Color Temperature	2700K/3000K/4000K/5000K
Color Rendering Index	Ra≥95
Beam Angle	15°/24°/36°/50°
Luminous Flux	2500lm at 3000K
Driver	BK-PPL022-B0600A防水电源
Power Factor (PF)	≥0.9
Input	AC220-240V 50-60Hz
Output	DC600mA 28-38V
Class	Class I
IP Degree	IP65
Inner Box	L12*W12*H12CM
Carton Size	L49.5*W25.5*H38CM
QTY/CTN	24PCS/CTN
Net Weight	KG/PCS

Model No.

DSB2425-C

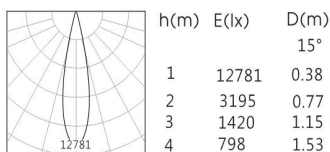
CONTACT US FOR MORE DETAILS

[WebLink](#)

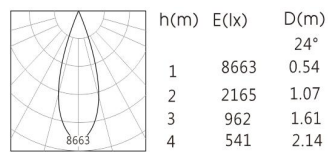


Light Distribution

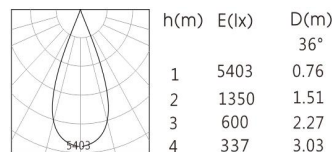
3000K 15°



3000K 24°



3000K 36°



3000K 50°

