

## Product Description

Yoda recessed spot light series are popular for its modular design and its different installation ways: fixed or adjustable, trim or trimless, for direct lighting or wall washing. With the feature of dark light reflector, Yoda provides a high level of comfortable visual and optimum light output ratio. Different optical design are available for various occasions, including diffuser for general lighting, optical lens with narrow beam angle 4°/6°/8° & common beam angle 15°/24°/36°/50°, special asymmetric wall washer lens for wall washer, and zoomable option. Mounted accessories can be ordered separately for different application requirements or easy replacement.

## Product Specification

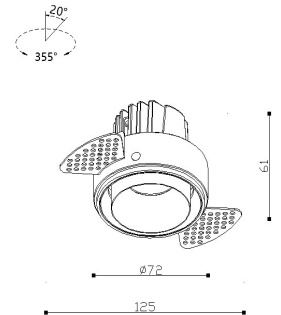
Luminaire Wattage	6W
Luminaire Color	<input type="checkbox"/> White <input checked="" type="checkbox"/> Black
Light Source	HonourTEK HRB0604
Color Temperature	2700K/3000K/4000K/5000K
Color Rendering Index	Ra≥95
Beam Angle	15°/24°/36°/55°
Luminous Flux	536lm at 3000K
cut-out	∅75
Driver	LS-8-150 SI1
Power Factor (PF)	≥0.50
Input	AC220-240V 50-60Hz
Output	DC150mA 36V
Class	Class II
IP Degree	IP20
Inner Box	10X10X7cm
Carton Size	42X32X30cm
QTY/CTN	48PCS/CTN
Net Weight	0.20KG/PCS
LED POWER SUPPLIES	Triac\0-10V\Dali
Optional Accessories	Honeycomb\Woven Glass\Combed Glass

Model No.

DSM2206-N

CONTACT US FOR MORE DETAILS

[Weblink](#)



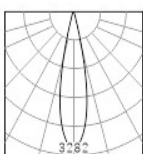
## Light Distribution

3000K 15°

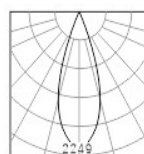
3000K 24°

3000K 36°

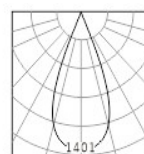
3000K 55°



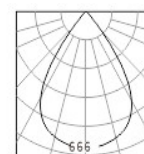
h(m)	E(lx)	D(m)
1	3282	0.33
2	820	0.65
3	364	0.98
4	205	1.31



h(m)	E(lx)	D(m)
1	2249	0.44
2	562	0.89
3	249	1.33
4	140	1.78



h(m)	E(lx)	D(m)
1	1401	0.62
2	350	1.23
3	155	1.85
4	87	2.46



h(m)	E(lx)	D(m)
1	666	1.05
2	166	2.10
3	74	3.15
4	41	4.20