

Product Description

Yoda recessed spot light series are popular for its modular design and its different installation ways: fixed or adjustable, trim or trimless, for direct lighting or wall washing. With the feature of dark light reflector, Yoda provides a high level of comfortable visual and optimum light output ratio. Different optical design are available for various occasions, including diffuser for general lighting, optical lens with narrow beam angle 4°/6°/8° & common beam angle 15°/24°/36°/50°, special asymmetric wall washer lens for wall washer, and zoomable option. Mounted accessories can be ordered separately for different application requirements or easy replacement.

Product Specification

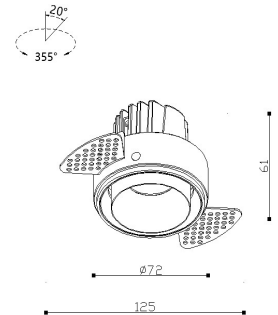
Luminaire Wattage	10W
Luminaire Color	<input type="checkbox"/> White <input checked="" type="checkbox"/> Black
Light Source	HonourTEK HRB0607
Color Temperature	2700K/3000K/4000K/5000K
Color Rendering Index	Ra≥95
Beam Angle	15°/24°/36°/55°
Luminous Flux	846lm at 3000K
cut-out	∅75
Driver	LS-12-250 SI3
Power Factor (PF)	≥0.50
Input	AC220-240V 50-60Hz
Output	DC250mA 36V
Class	Class II
IP Degree	IP20
Inner Box	13X13X8cm
Carton Size	41X28X26cm
QTY/CTN	18PCS/CTN
Net Weight	0.20KG/PCS
LED POWER SUPPLIES	Triac\0-10V\Dali
Optional Accessories	Honeycomb\Woven Glass\Combed Glass

Model No.

DSM2210-N

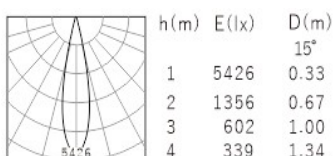
CONTACT US FOR MORE DETAILS

[Weblink](#)

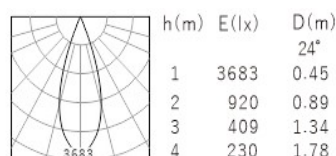


Light Distribution

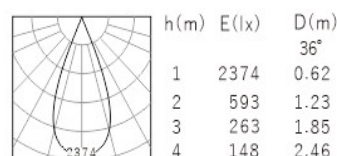
3000K 15°



3000K 24°



3000K 36°



3000K 55°

